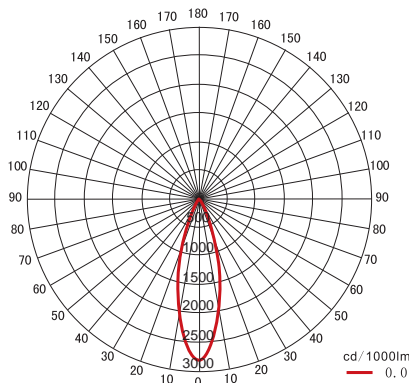


LED

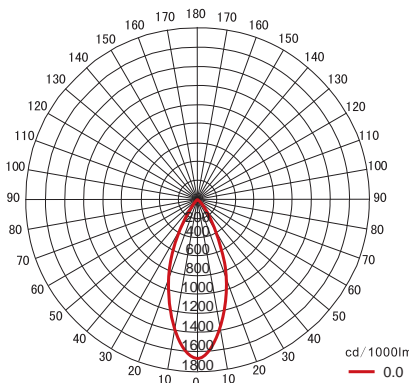


Ex Code: Ex d II C T6 Gb
Standard: GB3836.1, GB3836.2
IEC60079-1:2007,MOD

Light distribution curve



25 °



80 °

Application

- Ideal to be used in the oilfield, chemical industry, steel industry, power, port, Petroleum etc.
- Harsh environment, moist area.
- Gas explosive environment: Group IIA; IIB.
- Zone 1, Zone2; Zone 21, Zone 22.
- Temperature class: T1 to T6.

Characteristics

- Customer can choose the 25 ° or 80 ° as the beam angle according to the application.
- The housing is especially designed to dissipate heat, so that to prolong lifespan of the LED, ensure 100,000hours service life.
- The locking device on the bracket will keep the lamp from shift or trembling during harsh vibration.
- It adopts American CREE LED as light source, can save 60% or more on energy than the metal halide lamp.
- Equipped with Taiwan Meanwell top brand LED driver, ensuring the lamp have a stable performance.
- The anti corrosion, abrasion proof, power coated cover which is dust proof, water proof , make the lamp an excellent option for all kinds of high stress environment.
- The lamp is flame proof type of protection, designed to be used in all kinds of explosive application.
- 18~43VAC or 18~55VDC is optional for 25W and 40W as customer's requirement.

Technical Specification

Input Voltage	90~264VAC / 127~370VDC
Frequency	50Hz / 60Hz
Anti corrosion grade	WF2
Insulation Grade	I
Spacing height ratio	4.5
Screw Thread	G3/4
Cable Diameter	8mm~ 14mm
Dimension	370 × 326 × 88mm
Net Weight	6.5Kg

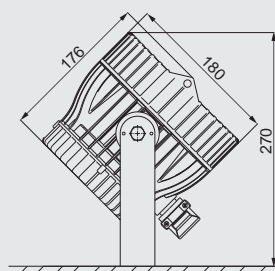
BC9501 Series LED Explosion Proof Spotlight



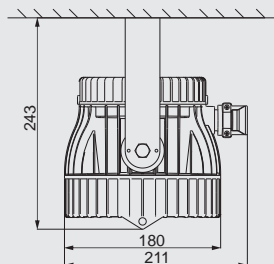
Ordering reference

Model Number	Beam Angle	Input Voltage	Light source	Rated wattage (W)	Light output (lm)	Equivalent to		
						Metal Halide Lamp	Electrode less lamp	High pressure mercury lamp
BC9501-L25-25 °	25 °	90~264VAC or 127~370VDC	LED	25	3,300	70W	60W	80W
BC9501-L25-80 °	80 °							
BC9501-L40-25 °	25 °		LED	40	5,508	100W	100W	125W
BC9501-L40-80 °	80 °							
BC9501-L60-25 °	25 °		LED	60	7,128	150W	135W	175W
BC9501-L60-80 °	80 °							
Optional								
BC9501-L25-25 ° -D	25 °	18~43VAC or 18~55VDC	LED	25	3,300	70W	60W	80W
BC9501-L25-80 ° -D	80 °							
BC9501-L40-25 ° -D	25 °		LED	40	5,508	100W	100W	125W
BC9501-L40-80 ° -D	80 °							

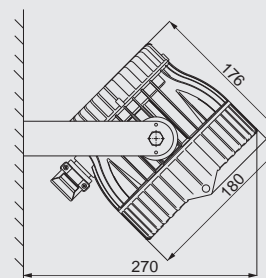
Drawing of dimension (Dimensions in mm)



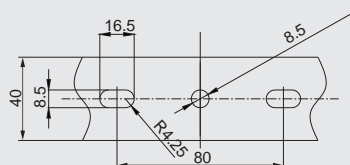
Seat-mounting



Ceiling mounting



Side wall-mounting



Mounting size